

SPECIFICATIONS:

CONSTRUCTION: 16 Gauge welded zinc coated steel cabinet, finished with a two part chemical and oil resistant paint. Includes side access door to filters and motor, direct drive Class II BI blower, 4 way airfoil blade exhaust grille, and a 10' long E-Z ARM High Flow Extractor arm. Motor wired to junction box outside unit.

WEIGHT: 280 lbs.

AIRFLOW: 1300 CFM
1100 CFM W/HEPA

ELECTRICAL: 3 HP 208-230/460/3/60, 8.0/4.0 amps, std.
 3 HP 115/230/1/60, 14.5 amps, opt.

FILTER SEAL: Ultra-Seal, welded picture frame with positive sealing filter locking mechanism for all main filters and all HEPA filters or adsorber modules (when used). Slide in tracks shall be used for prefilters only

PREFILTERS: (1) 2" Aluminum Mesh, std.
 (1) 4" Pleated, opt.
 (1) Chevron Filter, opt.

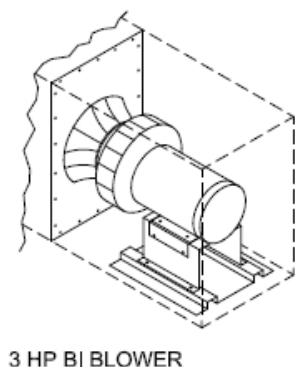
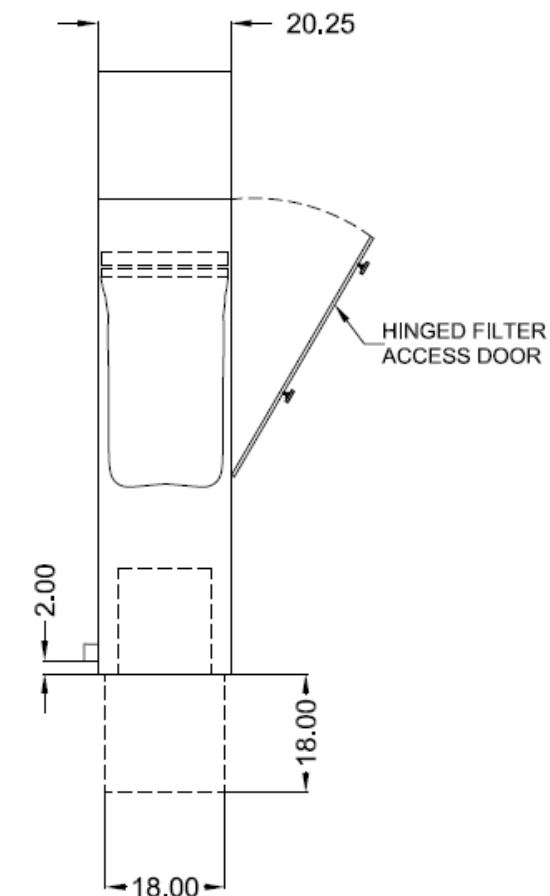
MAIN FILTERS: (1) 96 ft. bag, 95%, Std.
 (1) 65% - opt.
 (1) Easy clean, opt.

AFTER FILTERS: (1) 4" pleat prefilter, followed by a 95%, 36 ft² bag filter, followed by a 99.97% HEPA filter, opt.

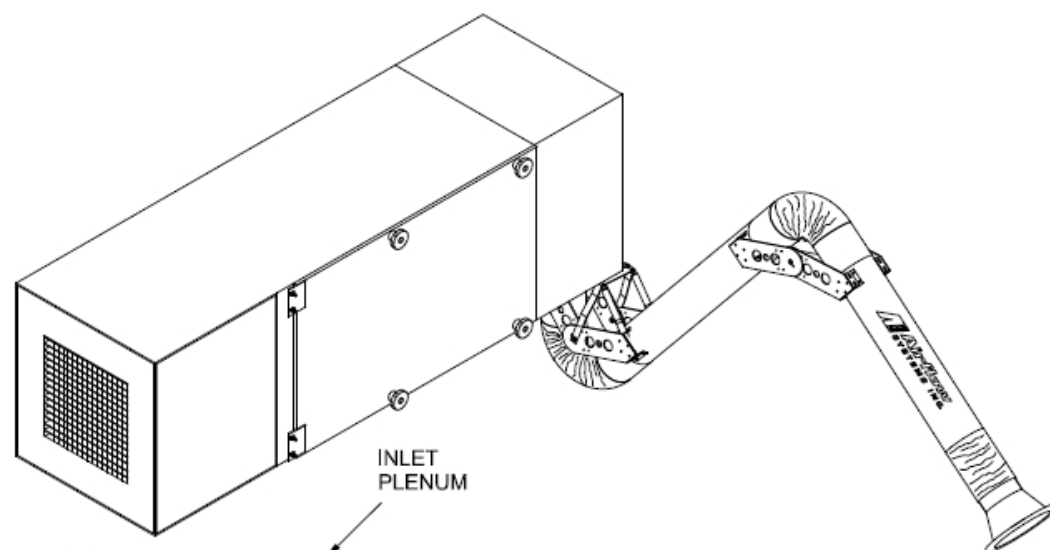
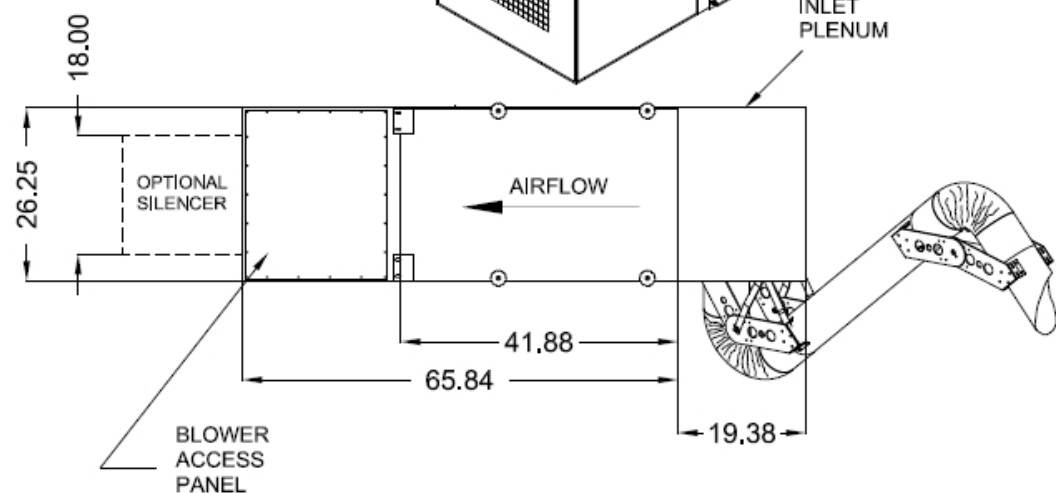
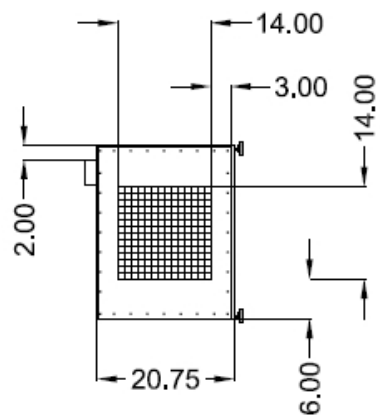
AD OPTION: 4" pleat prefilter followed by a 95%, 36 ft² short bag filter, followed by (2) 20 lb., refillable, adsorber modules, followed by a 2" pleat afterfilter

OTHER OPTIONS: Pressure gauge kit indicates filter changes
 14' E-Z ARM High Flow Extractor
 Internal self-supported arm.

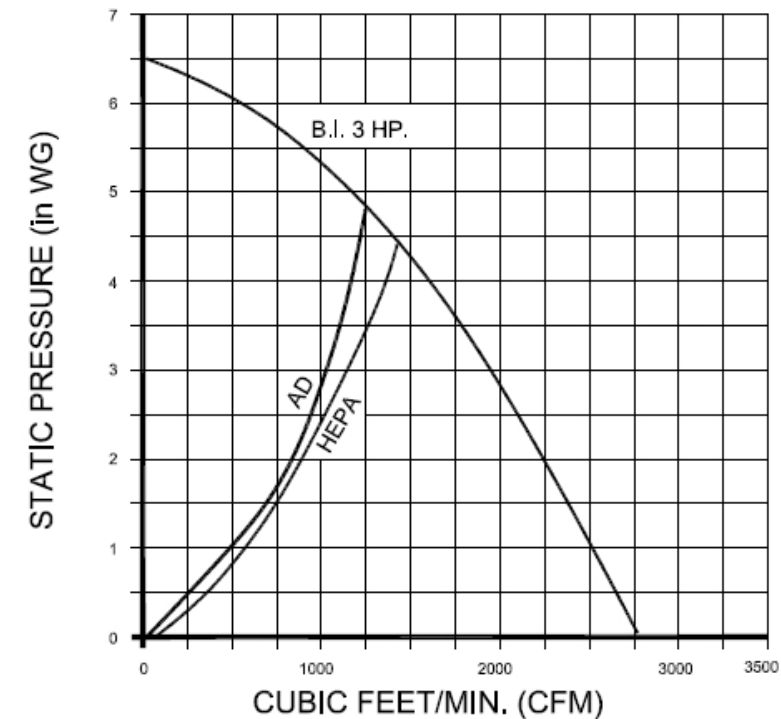
* AFS FILTER EFFICIENCIES BASED ON ASHRAE 52-76 TEST METHOD



3 HP BI BLOWER



PERFORMANCE CURVES



07-02

CUSTOMER:
CUSTOMER P.O.:
PROJECT:
ENGINEER:
SALES REP.:
IDENTIFICATION / TAGGING:

> www.lev-co.com • 1.888.862.5356

lev-co

The device depicted and described hereon embodies proprietary information owned by the manufacturer. All design, manufacturing, reproduction, sales and patent rights regarding this device or drawing reserved except where explicit right is guaranteed in writing. We reserve the right to make design changes.

Drawn by: JANOS-B
Date: 5/1/2008
Scale: NTS
Weight: N/A

07-02 F91

Specification Drawing



Drawing No.: -
Material: **Product manufactured by:**
File Name: (07-02) F91 - SD
Sheet: 1/2

DUST COLLECTION • FUME EXTRACTION • OIL MIST FILTRATION • VEHICLE EXHAUST

Airflow
SYSTEMS INC.

MODELS & OPTIONS

Part # Description

Main System / Part

 F91 1200 CFM source capture, industrial air cleaner with (1) 10' long E-Z Arm overhead high flow extractor, (1) 2" aluminum mesh prefilter, (1) 95% bag filter (96ft²), 3 HP TEFC motor, 208-230/460/575/3/60Hz (8/4 amps) and a high pressure, Class II, direct drive, BI blower.

Fan / Motor Upgrades or Options (when ordering main unit)

 F91-1-PHASE 3HP 1 Phase BI Blower Option for Standard F91 Unit

Extraction Arms

 F91-7E07 7" E-Z ARM 7' Long Option for Standard F91 Unit

 F91-7E14 7" E-Z ARM 14' Long Option for Standard F91 Unit

Filter Options (when ordering main unit)

 F91-2P 2" Polyester Prefilter Option for Standard F91 Unit

 F91-95DOP 95% DOP HEPA Filter Option for Standard F91 Unit

 F91-AD AD Module Option for Standard F91 Unit

 F91-CV Chevron Filter Option for Standard F91 Unit

 F91-HEPA 99.97% HEPA Filter Option for Standard F91 Unit

Preventative Maintenance Pressure Gauges, etc. (when ordering main unit)

 F91-PG-10 0-10" magna-helic pressure gauge, approximately 5" diameter size. Surface mounted.

Sound Attenuation

 F91-S-EXT Silencer Option for Standard F91 Unit

07-02

CUSTOMER:
 CUSTOMER P.O.:
 PROJECT:
 ENGINEER:
 SALES REP.:
 IDENTIFICATION / TAGGING:

www.lev-co.com • 1.888.862.5356



The device depicted and described hereon embodies proprietary information owned by the manufacturer. All design, manufacturing, reproduction, sales and patent rights regarding this device or drawing reserved except where explicit right is guaranteed in writing. We reserve the right to make design changes.

Drawn by: JANOS-B
 Date: 5/1/2008
 Scale: NTS
 Weight: N/A

07-02 F91

Specification Drawing

Drawing No.: - File Name: (07-02) F91 - SD

Material: Product manufactured by: **Airflow SYSTEMS INC.** Sheet: 2/2