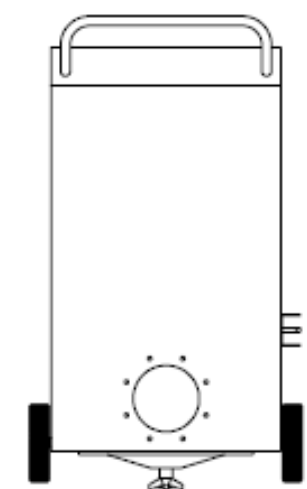
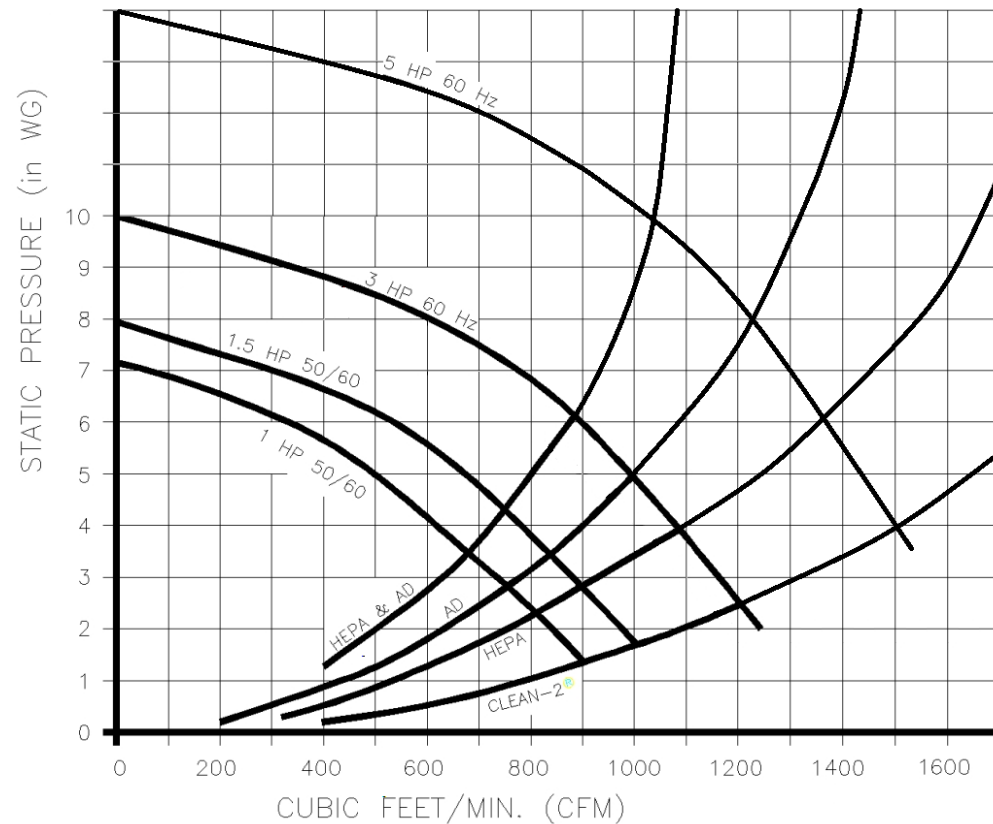
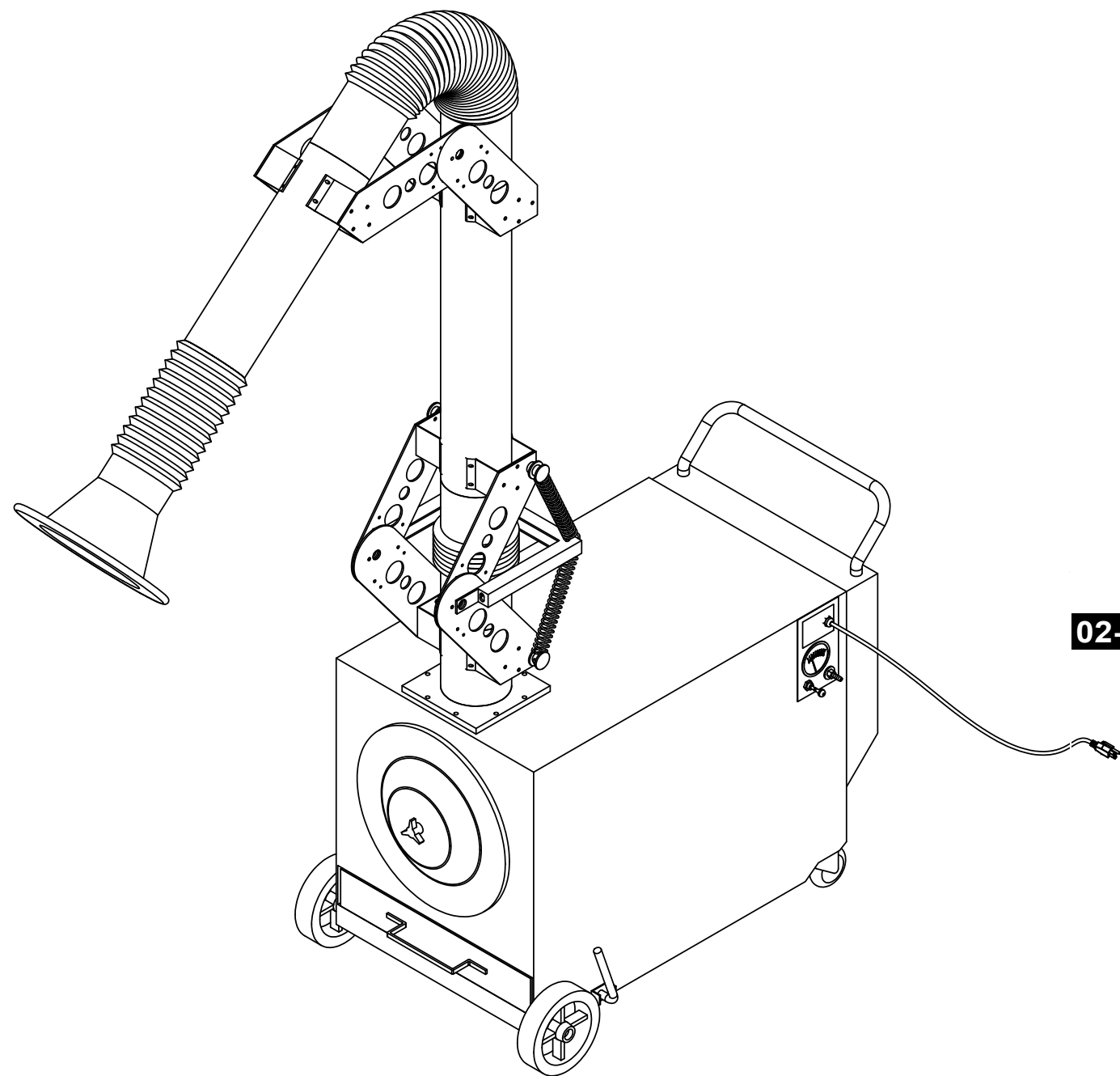
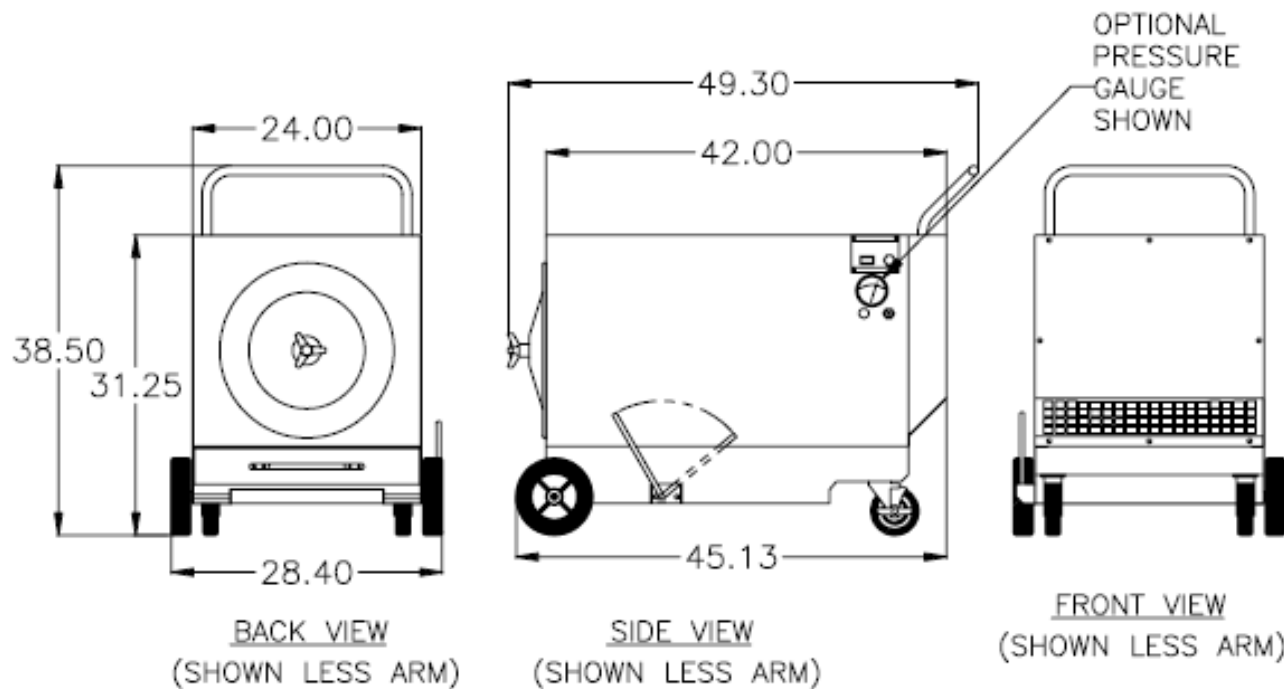


**PERFORMANCE CURVES**



**TOP VIEW**  
(SHOWN LESS ARM)



**02-03**

CUSTOMER:  
CUSTOMER P.O.:  
PROJECT:  
ENGINEER:  
SALES REP.:  
IDENTIFICATION / TAGGING:

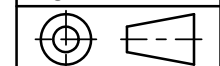
> [www.lev-co.com](http://www.lev-co.com) • 1.888.862.5356

**lev-co**

The device depicted and described hereon embodies proprietary information owned by the manufacturer. All design, manufacturing, reproduction, sales and patent rights regarding this device or drawing reserved except where explicit right is guaranteed in writing. We reserve the right to make design changes.

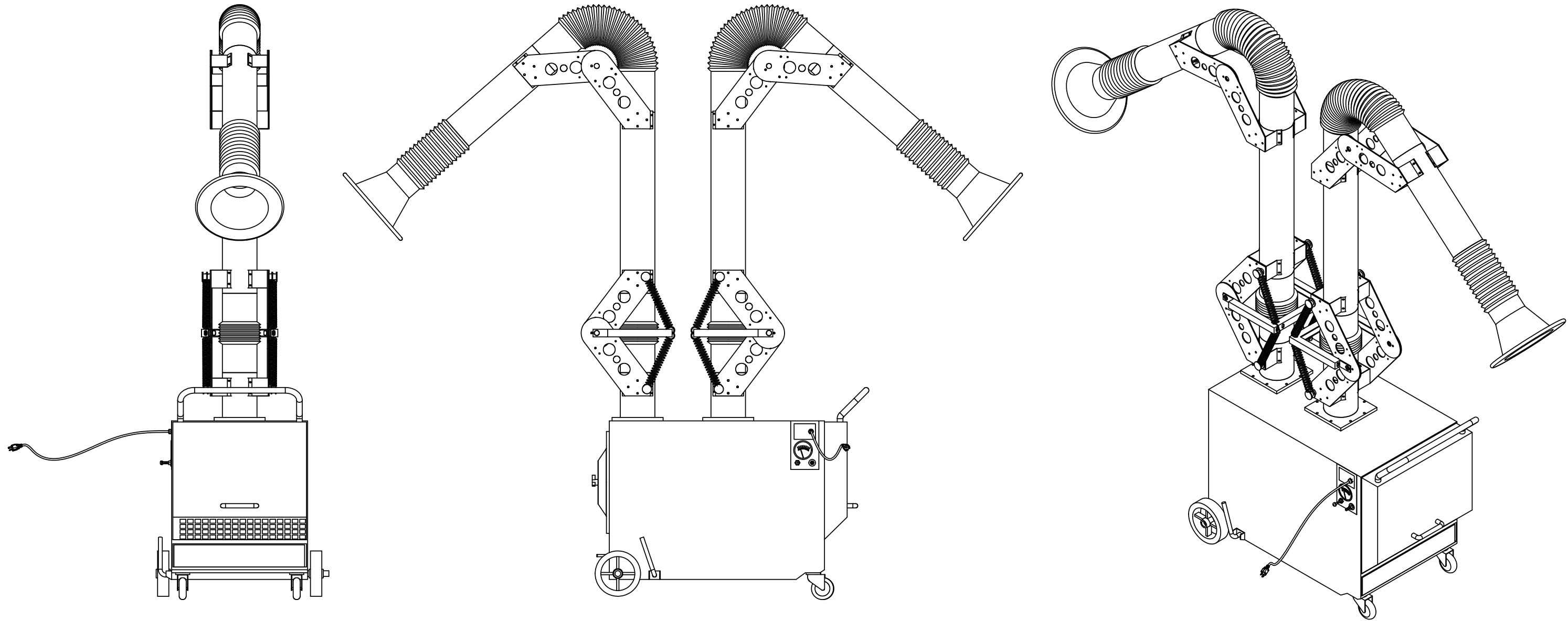
Drawn by: Janos B  
Date: 7/7/2014  
Scale: NTS  
Weight: N/A

**02-03 PCH-2**  
**PORTABLE DUST COLLECTOR**  
Specification Drawing



Drawing No.: - | File Name: (02-03) PCH-2 - SD  
Material: - | Sheet: 1/4

DUAL ARM OPTION



02-03

CUSTOMER:  
 CUSTOMER P.O.:  
 PROJECT:  
 ENGINEER:  
 SALES REP.:  
 IDENTIFICATION / TAGGING:

> [www.lev-co.com](http://www.lev-co.com) • 1.888.862.5356



The device depicted and described hereon embodies proprietary information owned by the manufacturer. All design, manufacturing, reproduction, sales and patent rights regarding this device or drawing reserved except where explicit right is guaranteed in writing. We reserve the right to make design changes.

Drawn by: Janos B  
 Date: 7/7/2014  
 Scale: NTS  
 Weight: N/A

**02-03 PCH-2**  
**PORTABLE DUST COLLECTOR**  
 Specification Drawing

Drawing No.: - File Name: (02-03) PCH-2 - SD  
 Material: - Sheet: 2/4

## SPECIFICATIONS:

**CONSTRUCTION:** 12/14/16 Gauge steel cabinet finished with Powder-Coat Finish. Includes a 10 gallon external dust drawer, 10' E-Z Arm High Flow Extractor arm, removable end cap for easy access to filters, removable panel for easy access to B.I. motor/blower, 8" casters, 25' 12 Ga. power cord, and on-off switch. Motor wired to junction box outside unit for 3 phase. Acoustical lining standard in blower compartment. Vibra-Pulse cleaning standard.

**WEIGHT:** 320 lbs.

**AIRFLOW:**  
 900 CFM with opt. 1 HP motor  
 1000 CFM with std. 1.5 HP motor  
 1200 CFM with opt. 3 HP motor  
 1500 CFM with opt. 5 HP motor

**NOISE:**  
 68 dBA - 1.5 HP  
 79 dBA / 74 with silencer - 3 HP  
 81 dBA / 76 with silencer - 5 HP

**ELECTRICAL:**

- 1.5 HP 115/208-230/1/60, 15/7.9-7.5 amps, std.
- 1.5 HP 208-230/460 /3/60, 4.9-4.6/2.3 amps, opt
- 3 HP 208-230/460/3/60, 8.4-8.0/4.0 amps, opt.
- 1 HP 115/1/60, 12 amps, opt.
- 1.75 HP Air drive motor
- 5 HP 208-230/3/60, opt.

**FIRE SUPPRESSION:** Equipment provided by others.

**MAIN FILTERS:**

- (2) CLEAN-2 Filter cartridge, 16"Dx12", Std.
- (2) Cartridge, FIBERDUST , Opt.
- (2) Cartridge, Spark Resistant, Opt.
- (2) Cartridge, Spunbond - H0, Opt.
- (2) Cartridge, CleanPlus double treated fire retardant, Opt.

**AFTER FILTERS:**

- (1) External HEPA filter, 99.97%, Opt.
- (1) External DOP filter, 95%, Opt.
- (1) External adsorber, 18 lb. capacity, Opt.
- (1) Activated Charcoal, Opt.
- (1) Purofil, Opt.

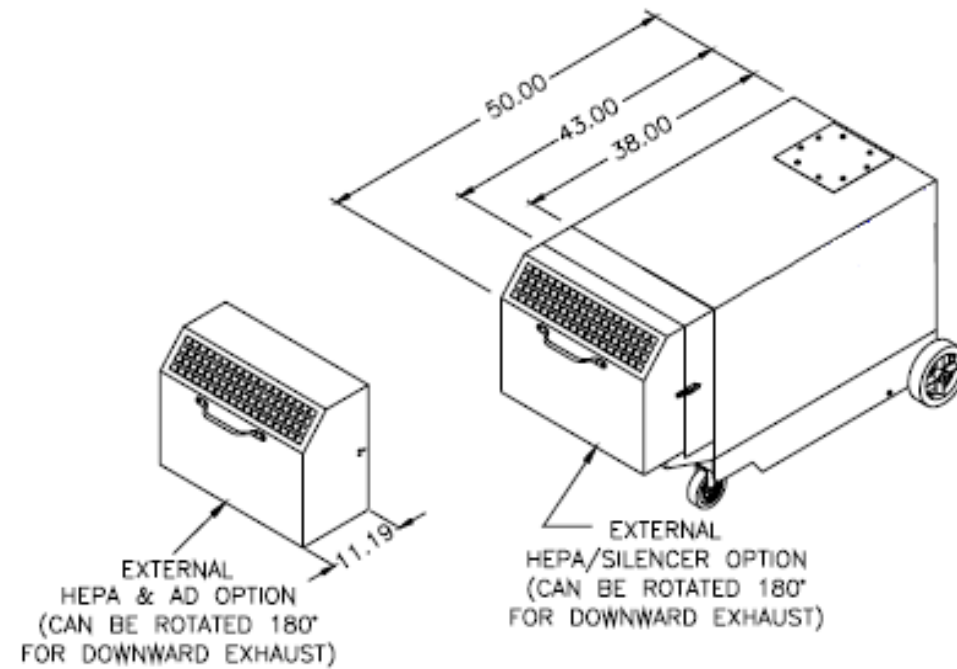
**OTHER OPTIONS:**

- Pressure gauge kit indicates filter changes
- 14' E-Z Arm High Flow Extractor
- Dual 10' E-Z Arm High Flow Extractors
- Regulator
- Silencer (Adds 8" to depth of unit)

**SPECIAL NOTES:** Compressed air filter provided by others.

FILTER EFFICIENCIES BASED ON ASHRAE 52-76 TEST METHOD

## OTHER OPTIONS



02-03

CUSTOMER:  
 CUSTOMER P.O.:  
 PROJECT:  
 ENGINEER:  
 SALES REP.:  
 IDENTIFICATION / TAGGING:

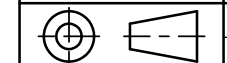
> [www.lev-co.com](http://www.lev-co.com) • 1.888.862.5356

lev-co

The device depicted and described hereon embodies proprietary information owned by the manufacturer. All design, manufacturing, reproduction, sales and patent rights regarding this device or drawing reserved except where explicit right is guaranteed in writing. We reserve the right to make design changes.

Drawn by: Janos B  
 Date: 7/7/2014  
 Scale: NTS  
 Weight: N/A

**02-03 PCH-2**  
**PORTABLE DUST COLLECTOR**  
 Specification Drawing



Drawing No.: - File Name: (02-03) PCH-2 - SD  
 Material: - Sheet: 3/4



## MODELS & OPTIONS

### Main System / Part

- | Part #                                                   | Description                                                                                                                                                                                                                                                                                                                                                                                                                                                          |
|----------------------------------------------------------|----------------------------------------------------------------------------------------------------------------------------------------------------------------------------------------------------------------------------------------------------------------------------------------------------------------------------------------------------------------------------------------------------------------------------------------------------------------------|
| <input type="checkbox"/> <a href="#">PCH-2-1-1.5HP-1</a> | 1000 cfm portable cartridge collector with (1) 10' long E-Z Arm @ high flow extractor (WITH DAMPER), (2) CLEAN-2 @ cartridge filter (150 sq.ft. of media), manual VIBRA-PULSE @ filter cleaning system, a 1.5 Hp TEFC motor 115/230/1/60Hz (15/7.9-7.5 amps), removable 10 gallon external dust drawer, 8 front wheels, and 5 rear swivel casters. 68 dBA.<br>AS PER CANADIAN LAW; this unit is electrically approved by CSA/ESA field evaluation prior to shipping. |
| <input type="checkbox"/> <a href="#">PCH-2-1.5HP-2</a>   | 1000 cfm portable cartridge collector with (1) 10' long E-Z Arm @ high flow extractor (WITH DAMPER), (2) CLEAN-2 @ cartridge filter (150 sq.ft. of media), manual VIBRA-PULSE @ filter cleaning system, a 1.5 Hp TEFC motor 230/460/3/60Hz (15/7.9-7.5 amps), removable 10 gallon external dust drawer, 8 front wheels, and 5 rear swivel casters. 68 dBA.<br>AS PER CANADIAN LAW; this unit is electrically approved by CSA/ESA field evaluation prior to shipping. |
| <input type="checkbox"/> <a href="#">PCH-2-1.5HP-3</a>   | 1000 cfm portable cartridge collector with (1) 10' long E-Z Arm @ high flow extractor (WITH DAMPER), (2) CLEAN-2 @ cartridge filter (150 sq.ft. of media), manual VIBRA-PULSE @ filter cleaning system, a 1.5 Hp TEFC motor 575/3/60Hz (15/7.9-7.5 amps), removable 10 gallon external dust drawer, 8 front wheels, and 5 rear swivel casters. 68 dBA.<br>AS PER CANADIAN LAW; this unit is electrically approved by CSA/ESA field evaluation prior to shipping.     |

### Fan / Motor Upgrades or Options (when ordering main unit)

- | Part #                                             | Description                                                                        |
|----------------------------------------------------|------------------------------------------------------------------------------------|
| <input type="checkbox"/> <a href="#">DCH-2-3HP</a> | 3 Hp TEFC motor, 208-230-460-575/3/60 Hz, High Flow Option for Standard DCH-2 Unit |
| <input type="checkbox"/> <a href="#">DCH-2-5HP</a> | 5 Hp TEFC motor, 208-230-460-575/3/60Hz, High Flow Option for Standard DCH-2 Unit  |

### Filter Options (when ordering with main unit) - EDIT PART TYPE

- | Part #                                              | Description                                                                                                                                                                                                    |
|-----------------------------------------------------|----------------------------------------------------------------------------------------------------------------------------------------------------------------------------------------------------------------|
| <input type="checkbox"/> <a href="#">PCH-2-EXAD</a> | External AD Module Option for Standard PCH-2 Unit                                                                                                                                                              |
| <input type="checkbox"/> <a href="#">PCH-2-EXHE</a> | External 99.97% HEPA Filter Option for Standard PCH-2 Unit                                                                                                                                                     |
| <input type="checkbox"/> <a href="#">PCH-2-AD</a>   | Internal AD option. Two (2) AD cartridges. (30 lbs. Total capacity) with 1 polyester prefilters and afterfilters in place of CLEAN-2 @ cartridges and VIBRA-PULSE @ cleaning system. Order charcoal separately |

### Extraction Arms (when ordering with main unit)

- | Part #                                                 | Description                                                                                                                                                                                                        |
|--------------------------------------------------------|--------------------------------------------------------------------------------------------------------------------------------------------------------------------------------------------------------------------|
| <input type="checkbox"/> <a href="#">PCH-2-DA10-DD</a> | (2) 10' Long E-Z Arms, with 3HP, 3 Phase Option for Standard PCH-2 Unit                                                                                                                                            |
| <input type="checkbox"/> <a href="#">PCH-2-DA14-DD</a> | (2) 14' Long 7 dia. E-Z Arms, To be used with 3HP, 3 Phase Option for Standard PCH-2 Unit                                                                                                                          |
| <input type="checkbox"/> <a href="#">PCH-2-E14</a>     | One (1) 14' long E-Z Arm @ DOWN-FLANGE high flow fume extractor in place of the 10' long E-Z Arm @ fume extractor. <b>Note: this is the upgrade cost and already includes the price deduction for the 10' arm.</b> |

### Sound Attenuation

- | Part #                                               | Description                                      |
|------------------------------------------------------|--------------------------------------------------|
| <input type="checkbox"/> <a href="#">PCH-2-S-EXT</a> | External Silencer Option for Standard PCH-2 Unit |

### Fan, Light & Other Electrical Accessories

- | Part #                                                 | Description                                                                   |
|--------------------------------------------------------|-------------------------------------------------------------------------------|
| <input type="checkbox"/> <a href="#">PCH-2-LTH65</a>   | Light Kit Option for Standard PCH-2 Unit                                      |
| <input type="checkbox"/> <a href="#">PCH-2-LTH65L</a>  | Light Kit, Switch for light on hood Option for Standard PCH-2 Unit            |
| <input type="checkbox"/> <a href="#">PCH-2-LTH65LB</a> | Light Kit, Switches for light and unit on hood Option for Standard PCH-2 Unit |

### Preventative Maintenance Pressure Gauges, etc. (when ordering main unit)

- | Part #                                              | Description                                                                      |
|-----------------------------------------------------|----------------------------------------------------------------------------------|
| <input type="checkbox"/> <a href="#">PCH-2-PG-6</a> | 0-6" magna-helic pressure gauge, approximately 5 diameter size. Surface mounted. |

### Replacement filters - (Quantity discounts available upon request)

- | Part #                                                   | Description                                                                                                                                                                                                                                   |
|----------------------------------------------------------|-----------------------------------------------------------------------------------------------------------------------------------------------------------------------------------------------------------------------------------------------|
| <input type="checkbox"/> <a href="#">7FR0-2020</a>       | Flame Retardant Cartridge Filter made of 80/20% Cell/Poly Blend,. Replacement Filter for DCH/PCH/DTH, TC-4, HC-4, DC-4/6/8/12/18 & DT-3000V2 filter units.<br>Complete with Vibra Pulse Tube                                                  |
| <input type="checkbox"/> <a href="#">7FR0-2025</a>       | Washable Spunbond filter cartridge for PCH/DCH/DTH, DT-3000V2, Mobi-Pulse, Mobi Flex TC-4, HC-4, DC-4/6/8/12/18 and Wall Flex filter units.<br>Complete with Vibra Pulse Tubes                                                                |
| <input type="checkbox"/> <a href="#">7FR0-2020-BB</a>    | FR Nano-Fiber Blend Cartridge for DCH-2, PCH-2 DT-1700 and Wall Flex Duo's<br>C/W 2 Vibra-Pulse tubes.                                                                                                                                        |
| <input type="checkbox"/> <a href="#">7FR0-2020-OEM</a>   | Cartridge for PCH-1, PCH-2, DCH-1, DCH-2, DC-4, DC-6, DC-8, DC-12, TC-4, HC-4, DT3000v2.0, DTH-800 and DTH-1700. Cartridge, CLEAN-2 @, 150 sq.ft. of media. Open both ends.<br>C/W Vibra-Pulse tube.                                          |
| <input type="checkbox"/> <a href="#">7FR0-2027-BB</a>    | Cartridge filter Double size for DC series dust collectors... PTFE Media<br>C/W 2 Vibra-Pulse tubes.                                                                                                                                          |
| <input type="checkbox"/> <a href="#">7FR02020 - PTFE</a> | Cartridge filter PTFE Polyester media for PCH/DCH/DTH units                                                                                                                                                                                   |
| <input type="checkbox"/> <a href="#">7FJ9-9003-W</a>     | 99.97% @ 0.3 microns HEPA Filter for PCH/DCH/DTH/ALH units WOOD FRAME                                                                                                                                                                         |
| <input type="checkbox"/> <a href="#">Charcoal-15</a>     | 15 lbs. Bag of activated carbon.                                                                                                                                                                                                              |
| <input type="checkbox"/> <a href="#">Charcoal-CP40</a>   | 40" lb of CP Blend of chemisorbant and activated carbon blend.<br>Target Contaminants:<br>Hydrocarbons<br>VOC's<br>Oxides of sulfur<br>Formaldehyde<br>Nitric Oxide<br>Hydrogen Sulfide<br>Lower molecular weight aldehydes and organic acids |

02-03

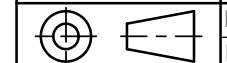
CUSTOMER:  
CUSTOMER P.O.:  
PROJECT:  
ENGINEER:  
SALES REP.:  
IDENTIFICATION / TAGGING:

> [www.lev-co.com](http://www.lev-co.com) • 1.888.862.5356

lev-co

The device depicted and described hereon embodies proprietary information owned by the manufacturer. All design, manufacturing, reproduction, sales and patent rights regarding this device or drawing reserved except where explicit right is guaranteed in writing. We reserve the right to make design changes.

Drawn by: Janos B  
Date: 7/7/2014  
Scale: NTS  
Weight: N/A



**02-03 PCH-2**  
**PORTABLE DUST COLLECTOR**  
Specification Drawing  
Drawing No.: - File Name: (02-03) PCH-2 - SD  
Material: - Sheet: 4/4