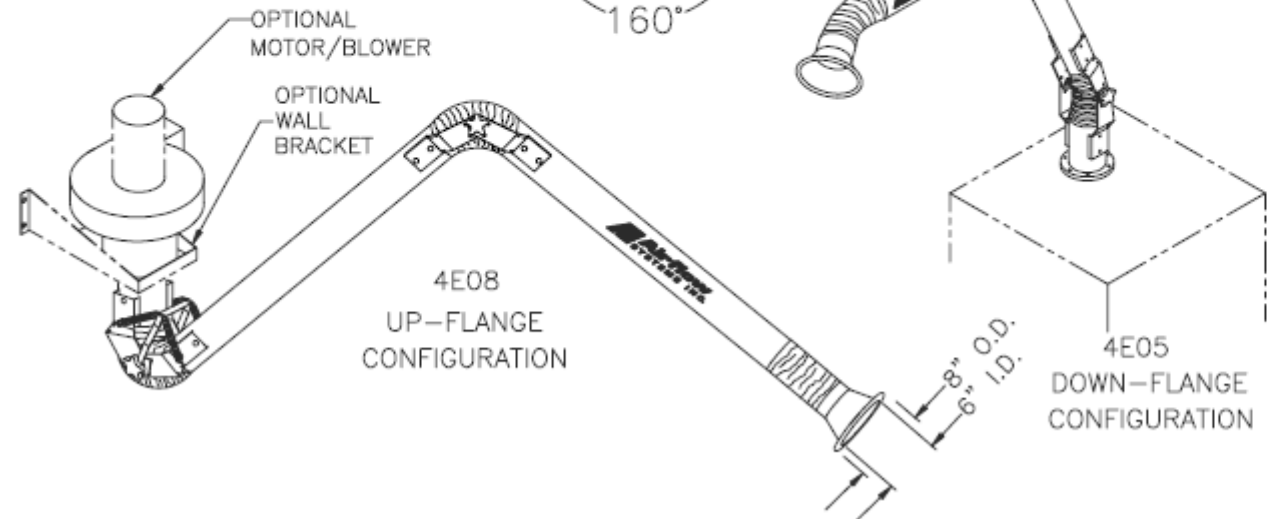
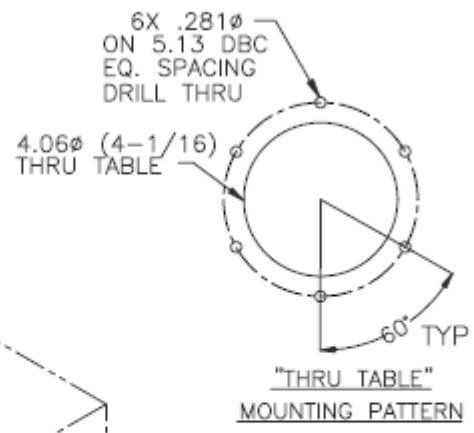
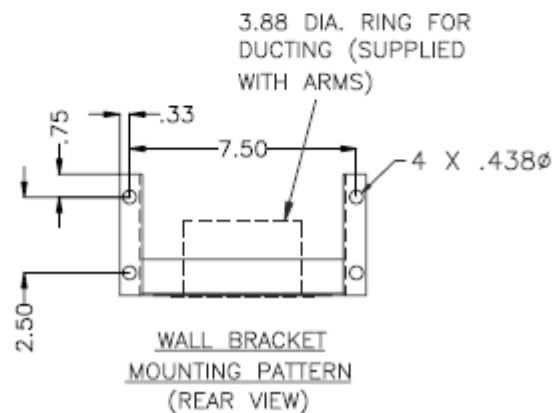


	5 FT	8 FT
	4E05	4E08
L1	66.75	105.00
L2	29.25	53.00
H1	13.00	38.00
H2	36.00	54.00
R1	23.00	41.00
R2	34.00	52.00



SPECIFICATIONS:

CONSTRUCTION:

Aluminum tubes connected with a spiral flex duct (UL Rated). Heavy duty aluminum joints with easy external friction adjustment, double friction ring base joint and universal joint at flanged inlet hood.

LENGTH-WEIGHT:

- 5 ft. - 9 lbs.
- 8 ft. - 11 lbs.
- Up-flange
- Down-flange

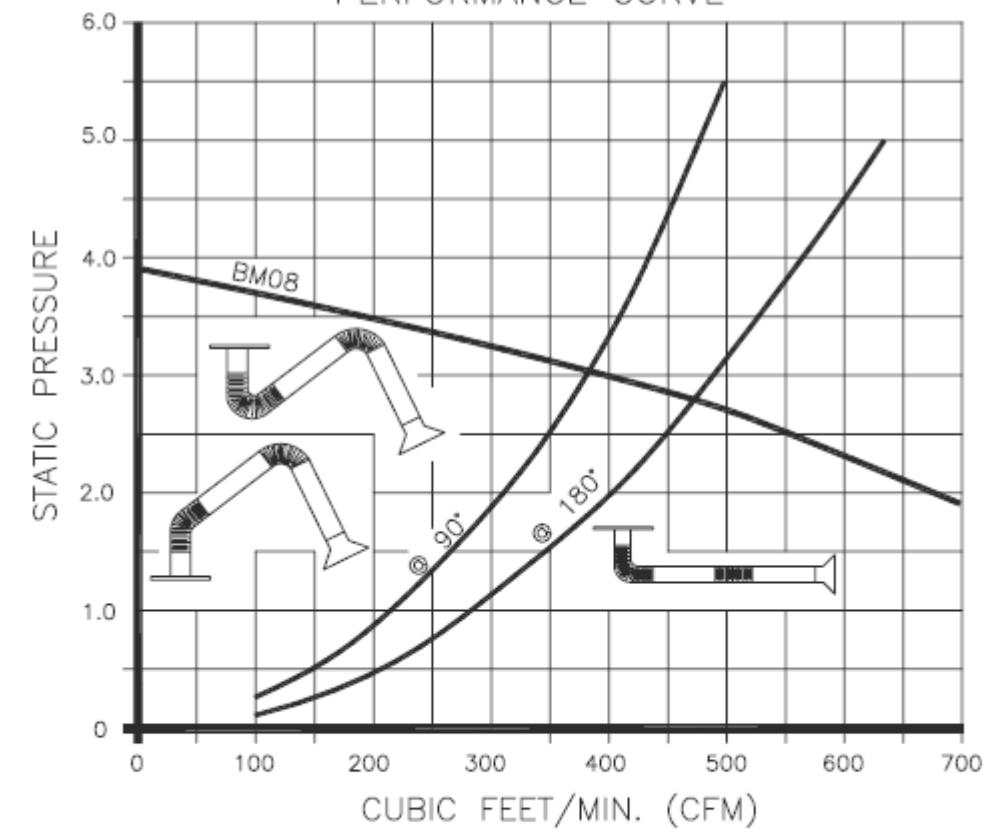
FIRE SUPPRESSION:

Equipment provided by others.

OPTIONS:

- Motor/Blower
- Wall Bracket - 3 lbs.
- Damper
- Light Kit (includes grille/rag guard)
- Grille/rag guard
- Boom Arms: 5 ft., 8 ft.
- Stainless Steel

PERFORMANCE CURVE



01-03

CUSTOMER:
 CUSTOMER P.O.:
 PROJECT:
 ENGINEER:
 SALES REP.:
 IDENTIFICATION / TAGGING:

www.lev-co.com • 1.888.862.5356



The device depicted and described hereon embodies proprietary information owned by the manufacturer. All design, manufacturing, reproduction, sales and patent rights regarding this device or drawing reserved except where explicit right is guaranteed in writing. We reserve the right to make design changes.

Drawn by: Janos B
 Date: 5/1/2008
 Scale: NTS
 Weight: N/A

01-03 E-Z ARM II Extraction Arms
4" Diameter
 Specification Drawing

Drawing No.: - | File Name: (01-03) E-Z ARM II Extraction Arms
 Material: | Product manufactured by: | Sheet: 1/2

MODELS & OPTIONS:

Part #	Description
Main System / Part	
<input type="checkbox"/> 4E05	HIGH FLOW EZ-ARM II 100mm (4")Ø-1.5m (5')L
<input type="checkbox"/> 4E08	HIGH FLOW EZ-ARM II 100mm (4")Ø-2.5m (8')L
<input type="checkbox"/> 4ES8	Stainless Steel HIGH FLOW EZ-ARM II 100mm (4")Ø-2.5m (8')L c/w wall bracket and damper
<input type="checkbox"/> 4ES5	Stainless Steel HIGH FLOW EZ-ARM II 100mm (4")Ø-1.5m (5')L c/w wall-bracket and damper
Preventative Maintenance Pressure Gauges, etc. (when ordering main unit)	
<input type="checkbox"/> 4	Rag Guard Option for 4" E-Z Arm II
<input type="checkbox"/> 4	Swivel Kit Option for 4" Arm
<input type="checkbox"/> 4	White color for Hood, Tubes, and Hoses Option for 4" E-Z Arm II
Fan, Light & Other Electrical Accessories	
<input type="checkbox"/> 4	Light Kit 35 Watt Option for 4" Arm
Spare Parts	
<input type="checkbox"/> 2QB04E0B	Q-Band Assembly for 4" Arm, Black.
<input type="checkbox"/> 2QB44E0W	Q-Band Assembly for 4" Arm, White.
<input type="checkbox"/> 5MP58002	Friction disc, 1.25" dia. (for hood).
<input type="checkbox"/> 2AX41713	Hood
<input type="checkbox"/> 5MP41721	Friction disc.
<input type="checkbox"/> 7KB41720	Knob, 1/4 - 20
<input type="checkbox"/> 7HD51005	Hose, 4" I.D., CVD, food grade, white, price per foot.
<input type="checkbox"/> P-149-8	Housing for P-Max Direct Mount Fans
<input type="checkbox"/> 2AX41821	Clear plastic dome hood, 15" diameter
<input type="checkbox"/> 7HD51003	Hose, 4.0 ID, CVD, Food Grade, Clear

01-03

CUSTOMER:
CUSTOMER P.O.:
PROJECT:
ENGINEER:
SALES REP.:
IDENTIFICATION / TAGGING:

> www.lev-co.com • 1.888.862.5356



The device depicted and described hereon embodies proprietary information owned by the manufacturer. All design, manufacturing, reproduction, sales and patent rights regarding this device or drawing reserved except where explicit right is guaranteed in writing. We reserve the right to make design changes.

Drawn by:	Janos B
Date:	5/1/2008
Scale:	NTS
Weight:	N/A

01-03 E-Z ARM II Extraction Arms 4" Diameter	
Specification Drawing	
Drawing No.: -	File Name: (01-03) E-Z ARM II Extraction Arms
Material:	Product manufactured by: Airflow SYSTEMS INC.
Sheet: 2/2	