Application guide line

Type of application	Hazard substances	Rec. LFK	Rec. filter
Soldering (Electronic)	Resin, Lead, Terpene, Limonene, Borneol, Isosyanates	LFK 150/250 F	Particle/Gas
Solder Pot	Resin, Lead, Terpene	LFK 175	Particle/Gas
Gluing / Bonding	VOC[1], Methylmetacrylate (MMA), Toluene, Ethyl-2-cyanoacrylate, Tetrahydrofuran,Cyklohexanone	LFK 150/175	Gas
Screen printing	Methyl ethyl ketone (MEK), Toluene	LFK 150	Gas
Cleaning / degreasing	Acetone, Toluene, MEK, VOC's[1]	LFK 350C	Gas
Dental Lab	Dust, MMA	LFK 175	Particle/Gas
Nail salon	2-Hydroxyethyl methacrylate (HEMA), MMA, Acetone, buffing dust	LFK 150	Particle/Gas
Laser cutting	Dust, metal particulate, odour	LFK 150	Particle/Gas
Moulding	Epoxi, Styrene	LFK 175	Gas
Conservation	VOC's[1]	LFK 175/LFK 350C	
Precision TIG welding	Welding fume, Gases, Ozone	LFK 175	Particle/Gas
Stained Glass working	Lead fume, VOC's[1]	LFK 175	Particle/Gas
Botany research	VOC's[1]	LFK 175	Gas
Sculpturing	VOC's[1], silica dust, sealants	LFK 150/LFK 175	Particle/Gas

[1] *Volatile Organic compounds*

Health aspects

Particles from fume and dust.
Some particles from substances such as quartz and asbestos can enter and remain in the lungs. Other particles can enter the blood stream and are transported to other organs and areas of the body. If the fume for instance includes lead the particles can enter the alveolus in the lungs and then transferred to the blood stream and can be transported to the skeleton.

Vapour from solvents (VOC)
Nearly all solvents are Volatile Organic Compounds or liquids. They are used in a many every day applications, such as component cleaning, degreasing, and to dissolve products that are not able to be dissolved in water. They also form the drying agent in products such as adhesives, paints, and varnishes. Vapours from these solvents typically have a narcotic effect that courses tiredness, dizziness and intoxication. Vapour and gases from solvents can also enter your body by the respiratory system and then spread to the brain and liver. The vapours from solvents are also irritating your eyes and respiratory system.

Save your lungs!
By using a suitable and effective extraction solution combined with an efficient filter system, you can reduce or even eliminate the risk of working with airborne hazards.

Particles smaller than 5 µm enter your lungs through the alveolus and can harm you in a many ways. It is best practice to prevent the airborne hazard entering the breathing zone by capturing it at source.

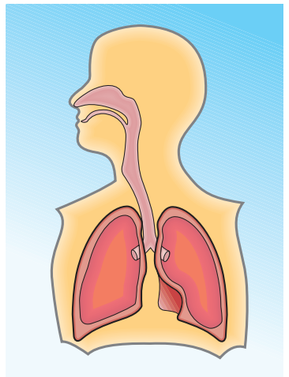

20130822

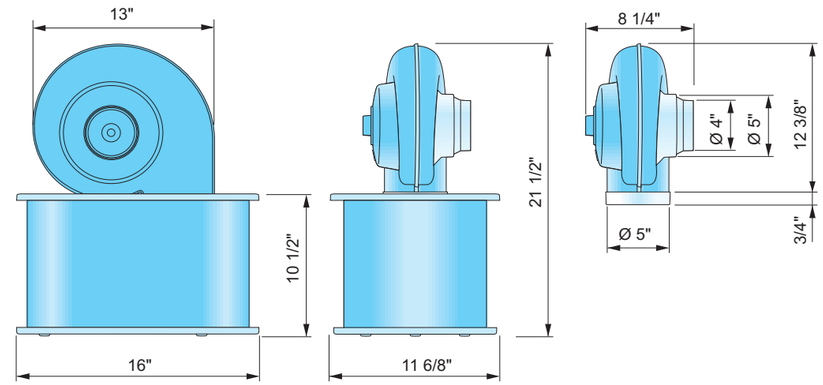

Technical description

Technical Data LF - 50

Airflow	170 cfm (max)
Weight	18 lb
Noise level (3 feet)	58 dB(a)
Power	195 W, 110 V 60Hz
Particle / Gasfilter	
FHC 50	HEPA filter H13/Activated carbon filter
Gasfilter	
FC 50	Carbon filter 14.5 lb activated carbon
FCC 50	Carbon filter 15.7 lb chemical carbon

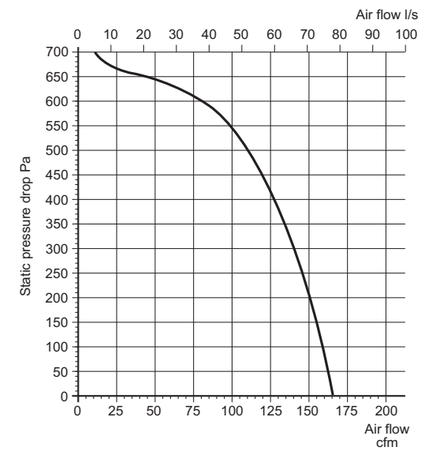

CUSTOMER:	
CUSTOMER P.O.:	
PROJECT:	
ENGINEER:	
SALES REP.:	
IDENTIFICATION / TAGGING:	

> www.lev-co.com • 1.888.862.5356

lev-co

The device depicted and described hereon embodies proprietary information owned by the manufacturer. All design, manufacturing, reproduction, sales and patent rights regarding this device or drawing reserved except where explicit right is guaranteed in writing. We reserve the right to make design changes.

Drawn by:	Janos B
Date:	1/14/2015
Scale:	NTS
Weight:	N/A

MOVEX
LF-50
Specification Drawing

Drawing No.: -	File Name: MOVEX-LF-50-SD
Material: -	Sheet: 1/2

LFK 150

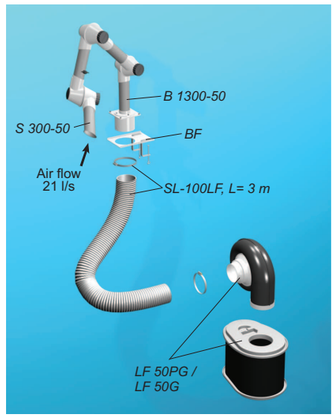

The LFK 150 is a single arm system, ideal for stand alone workstations, based on the Terfu 2" diameter arm.

LFK 250

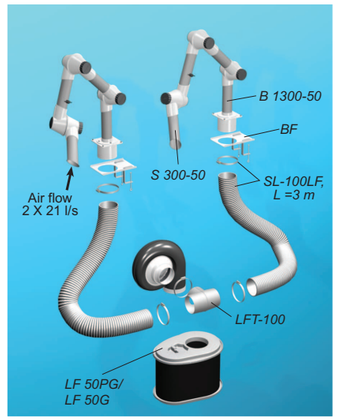

The LFK 250 is a twin arm system, utilising the Terfu 2" diameter arms. The system is supplied with interconnecting ductwork, hose adaptors, and table brackets.

LFK 150 F

The LFK150F is a single station system using the new flex arm, providing a lower cost solution with superb flexibility. The arm and flex nozzle is antistatic (ESD) and is ideal for electronic assembly.

LFK 250 F

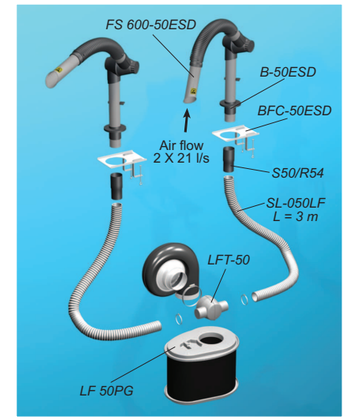

The LFK250F is a twin station system using the new flex arm, providing a lower cost solution with superb flexibility for two workstation. The system is supplied with the hose adaptors and interconnecting ductwork.

LFK 175

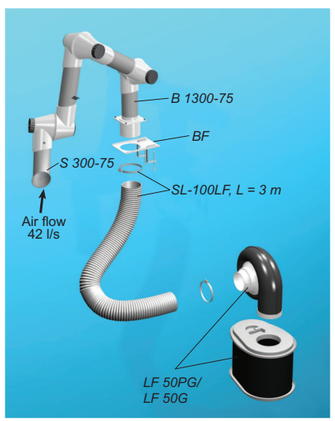

The LFK 175 is a single station system utilising the Terfu 3" diameter; this delivers higher air volumes for greater capture performance.

Accessories

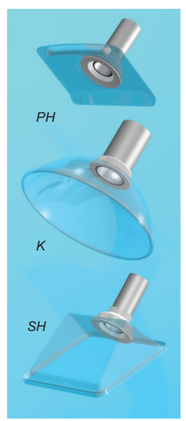

FLAT SCREEN HOOD
The best extraction efficiency at table and bench work.
Part number:
PH 300-50 (Ø2")
PH 300-75 (Ø3")

DOME HOOD
Capture vapours from open vessles.
Part number:
K 300-50 (Ø2")
K 300-75 (Ø3")

SQUARE HOOD
Used to capturing gases from above or the sides of the workarea.
Part number:
SH 300-50 (Ø2")
SH 300-75 (Ø3")

LFK 350C

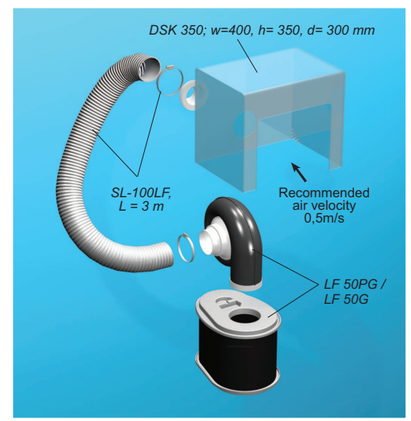

Portable filter unit
Part.nr: LF 50 PG particle/gas filter
Part.nr: LF 50 G gas filter
A fan and filter combination with a quiet running, high power compact fan, with integrated speed controller. The filter is a multi stage unit comprising HEPA and Gas filters.

Speed control fan
Part.nr: FF 50-110
The integrated speed control allows you to infinitely vary the airflow to ensure maximum user control. The fan has been aerodynamically designed for optimum performance with minimal pressure drop. This creates a low noise unit with excellent air capacity.



Particle/Gas filter
Part.nr: FHC 50
A two stage filter that separates dust and fume particles with the initial HEPA section. This is followed by a Activated Carbon filter for absorption of VOC's, gases and odours.



Gasfilter
Part.nr:FC 50
A high capacity (6.5KG) filter for applications needing gas filtration only. The high quality granulated activated carbon is suitable for the absorption of VOC's, gases and odours. Please see application guide for more information.



VTA adaptor
Part.no: LF VTA
A specially designed sleeve to enable the filtered air to be vented to atmosphere, e.g. connection to a existing duct system.

Bracket
Part.no: LF VK
Compatible with the FF 50 fan, for wall or ceiling. mounting.

CUSTOMER:	> www.lev-co.com • 1.888.862.5356	lev-co	The device depicted and described hereon embodies proprietary information owned by the manufacturer. All design, manufacturing, reproduction, sales and patent rights regarding this device or drawing reserved except where explicit right is guaranteed in writing. We reserve the right to make design changes.	Drawn by: Janos B
CUSTOMER P.O.:				Date: 1/14/2015
PROJECT:				Scale: NTS
ENGINEER:				Weight: N/A
SALES REP.:				
IDENTIFICATION / TAGGING:				

MOVEX
LF-50
Specification Drawing

Drawing No.: - | File Name: MOVEX-LF-50-SD
Material: - | Sheet: 2/2